




**The Wisconsin K-12 Labor Market Information Guide**  
Focusing on Data for 16 Career Clusters

2020-2030





This publication is available from:

Division of Academic Excellence  
Career and Technical Education Team  
[dpi.wi.gov/cte](http://dpi.wi.gov/cte)

December 2023 Wisconsin Department of Public Instruction

The Wisconsin Department of Public Instruction does not discriminate on the basis of sex, race, color, religion, creed, age, national origin, ancestry, pregnancy, marital status or parental status, sexual orientation, or ability and provides equal access to the Boy Scouts of America and other designated youth groups.



# Contents

- A Key Component in Career Planning ..... 4
- A Vital Element in Developing Career Pathways ..... 5
- A Guide Tailored to Educators ..... 6
- Career Clusters:**
- Agriculture, Food, and Natural Resources ..... 8
- Architecture and Construction ..... 10
- Arts, Audio Video, Technology, and Communications ..... 12
- Business, Management, and Administration ..... 14
- Education and Training ..... 16
- Finance ..... 18
- Government and Public Administration ..... 20
- Health Science ..... 22
- Hospitality and Tourism ..... 24
- Human Services ..... 26
- Information Technology ..... 28
- Law, Public Safety, Corrections, and Security ..... 30
- Manufacturing ..... 32
- Marketing, Sales, and Service ..... 34
- Science, Technology, Engineering, and Math ..... 36
- Transportation, Distribution, and Logistics ..... 38
- Top 25 Hot Jobs in Wisconsin ..... 40
- Top 20 Projected Job Openings in Wisconsin ..... 42
- Top 20 Highest Paying Occupations in Wisconsin ..... 44

# A Key Component in Career Planning

Students trying to decide on their future career have a daunting task. How can they narrow career options in a career landscape that is constantly shifting? Labor market information (LMI) can help:

- Connect career interests to jobs that will have future openings
- Keep students from making uninformed decisions that can lead to college debt
- Develop a career ladder that supports the lifestyle they hope for

In Wisconsin, Academic and Career Planning (ACP) provides a process to help students pursue any career area. ACP also offers a platform from which to introduce students to labor market information so that their decisions about career goals are informed and intentional.

This guide is designed to provide educators with a source for LMI that is easy to access and use with students.



# A Vital Element in Developing Career Pathways

LMI is also vital to career and technical education (CTE) teachers in developing career pathways. Wisconsin's vision for CTE is to ensure ALL students have access to high quality CTE programs and career pathways.

Wisconsin's Perkins V State Plan clearly defines the five elements of a career pathway (see below) to be eligible for Perkins funding. It also requires that labor market information show the pathway is in demand. LMI can inform school districts which career pathways should be developed to address regional and state needs.

## Five elements of a career pathway include:

1. A progressive sequence of CTE courses aligned to current labor market needs
2. A work-based learning experience
3. Attainment of an industry-recognized credential
4. A related dual-credit college course
5. Related career and technical student organization (CTSO) activities that align with pathway skills

## Regional Career Pathways are LMI driven

In 2017, Wisconsin embarked on a pilot project to significantly increase the number of students who participated in career pathways. Regional career pathways (RCPs) were designed to do just that. RCPs lead to jobs that are in demand and have good job opportunities at multiple skill levels. Local school districts in the region can use RCPs as "ready-made" academic and career plans for students who want to pursue high-skill careers that are in demand regionally.

More information and resources about [regional career pathways](#) can be found on the Wisconsin Department of Public Instruction (DPI) website.

This guide includes information about regional career pathways related to several of the career clusters.

# A Guide Tailored to Educators

This guide provides an overview of Wisconsin labor market trends across the 16 career clusters (the nationally recognized organizational structure that groups careers with common features). Organizing LMI by career clusters makes it easier to use with students and informs school districts about career pathway programs that they may be considering. Find additional LMI resources for educators on the DPI's [LMI webpage](#).

## Useful Terms and Phrases:

### TOP 10 WI OCCUPATIONS WITH MOST PROJECTED JOB OPENINGS (2020-2030)

The term Annual Total Job Openings refers to the projection of jobs that will be available each year through a combination of both newly created jobs and jobs available due to separations. Separations reflect people who are leaving the labor force or moving to a different occupation. Each cluster report highlights the top 10 jobs within the cluster that have the most annual total job openings.

### SALARY RANGE

The Salary Range gives students an estimate of earnings in entry level through an experienced high level job for each occupation listed. However, it is important to help students understand that many factors can influence what people are paid in their job. These factors can include, but are not limited to, geographic area, educational attainment, and skill-level. This guide features the 10 occupations for each cluster with the most projected annual job openings. However, there is a wide spectrum of job demand even in the top 10.

### HOT JOBS

Marked by a flame icon in the graphs, a hot job is projected to have high growth and also meet the following criteria:

- Median salary is above the state median
- Percentage change is greater than the state average
- Has the most projected openings

Sources: Information is derived using May 2020 Occupational Employment Statistics (OES) Survey, annual data 2020 Quarterly Census of Employment and Wages (QCEW) and Current Employment Statistics (CES) data. Unpublished data from the United States Bureau of Labor Statistics, Current Population Survey (CPS) and United States Census Bureau. To the extent possible, the projections take into account anticipated changes in Wisconsin's economy from 2020 to 2030. Wage estimates are from the Occupational Employment Statistics (OES) survey, May 2020..

## Even After COVID-19, LMI Data Is Still Meaningful

There is no doubt that the COVID-19 pandemic has disrupted so much in our lives, from the economy to what types of jobs are available. However, during past recessions, economists have found 10-year LMI projections to still be accurate.

Why? Economies tend to be cyclical. And, 10 years is a long enough time for things to become stabilized. Of course, unanticipated events such as a pandemic may affect the accuracy of LMI projections. However, 10-year projections tend to be way more accurate than short-term data.

In short, LMI data is still helpful even when disruptive events such as a pandemic occur. One good idea for supporting students might be to look at both 10-year LMI projections alongside information about emerging trends in the workplace.

## How to Use this Guide with Students

**1.** Help students see how labor market information could be useful to them. LMI information is essential to help students consider the likelihood the jobs they are interested in will have openings and financially support the lifestyle they hope to have. However, let students know that just because a career isn't expected to be in demand in the future doesn't necessarily mean that it's a career they should not pursue. It may just mean they need to think more critically about how to get the skills and connections to succeed in that career.

**2.** Break down the different components of LMI. Make sure students understand key definitions featured in this report, including career cluster, regional career pathway, annual total openings, and total job openings and how to interpret salary range.

**3.** Explore this guide with students and then use other resources to go deeper. Start with having students identify careers or career clusters within this guide that they'd like to learn more about. Then use the following resources to research:

- [Xello](#)
- [My Next Move](#)
- [DPI's LMI website](#)
- [Wisconomy](#)





# Career Cluster: Agriculture, Food, and Natural Resources

In this cluster workers produce, process, market, distribute, finance, and develop agricultural commodities and resources including food, fuel, fiber, wood products, natural resources, horticulture, and other plant and animal products/resources.

## Top 10 WI Occupations with Most Projected Job Openings (2020-2030)

Projected Annual Total Job Openings	Occupation	Salary Range	Education Needed
2,684	Farmers, Ranchers, and Other Agricultural Managers	\$37,350 - \$98,140	High school diploma or equivalent
2,661	Farmworkers and Laborers, Crop, Nursery, and Greenhouse	\$19,780 - \$40,910	No formal educational credential
1,584	Nonfarm Animal Caretakers	\$17,300 - \$34,660	High school diploma or equivalent
1,155	Farmworkers, Farm, Ranch, and Aquacultural Animals	\$20,930 - \$45,720	No formal educational credential
384	Agricultural Equipment Operators	\$28,650 - \$59,700	No formal educational credential
234	Refuse and Recyclable Material Collectors	\$28,090 - \$61,600	No formal educational credential
232	Farm Equipment Mechanics and Service Technicians	\$32,1370 - \$62,110	High school diploma or equivalent
214	First-Line Supervisors of Farming, Fishing, and Forestry Workers	\$35,500 - \$59,802	High school diploma or equivalent
190	Biological Technicians	\$32,590 - \$78,480	Bachelor's degree
180	Water and Wastewater Treatment Plant and System Operators	\$38,660 - \$69,520	High school diploma or equivalent

## Highest Paying Occupations in WI

Salary Range	Occupation	Annual Total Job Openings	Education Needed
\$71,010-162,380	Natural Sciences Managers	67	Bachelor's degree
\$45,470 - \$160,090	Animal Scientists	17	Bachelor's degree
\$73,100 - \$158,680	Agricultural Engineers	3	Bachelor's degree
\$56,440 - \$135,260	Environmental Engineers	71	Bachelor's degree
\$38,360 - \$118,040	Food Scientists and Technologists	54	Bachelor's degree
\$37,350 - \$98,140	Farmers, Ranchers, and Other Agricultural Managers	2,684	High school diploma or equivalent
\$35,860 - \$92,070	Zoologists and Wildlife Biologists	30	Bachelor's degree
\$34,920 - \$86,770	Geological and Hydrologic Technicians	7	Associate's degree
\$36,600 - \$86,140	Environmental Engineering Technicians	26	Associate's degree
\$87,750 - \$85,560	Soil and Plant Scientists	83	Bachelor's degree

Wages from the Occupational Employment Statistics, estimates from May 2020.

## Resources to Help High School Students Prepare Now









Industry professionals, K-12 educators, and higher education leaders teamed up to develop a regional career pathway to show students what they can do in high school to prepare for careers in this growing industry. To learn more, go to the regional pathway page on [agriculture, food, and natural resources](#).



# Career Cluster: Architecture and Construction

In this cluster workers design, plan, manage, build, and maintain the built environment.

## Top 10 WI Occupations with Most Projected Job Openings (2020-2030)

Projected Annual Total Job Openings	Occupation	Salary Range	Education Needed
2,960	Landscaping and Groundskeeping Workers	\$21,380 - \$48,860	No formal educational credential
2,353	Construction Laborers 	\$26,910 - \$66,980	No formal educational credential
2,160	Carpenters 	\$31,930 - \$79,320	High school diploma or equivalent
1,518	Electricians 	\$36,420 - \$88,520	High school diploma or equivalent
1,315	First-Line Supervisors of Construction Trades and Extraction Workers 	\$48,310 - \$102,790	High school diploma or equivalent
1,010	Operating Engineers and Other Construction Equipment Operators 	\$39,930 - \$89,780	High school diploma or equivalent
1,000	Plumbers, Pipefitters, and Steamfitters 	\$37,960 - \$99,860	High school diploma or equivalent
646	Highway Maintenance Workers 	\$32,470 - \$61,640	High school diploma or equivalent
576	Heating, Air Conditioning, and Refrigeration Mechanics and Installers 	\$35,360 - \$81,740	Postsecondary non-degree award

## Highest Paying Occupations in WI

Salary Range	Occupation	Annual Total Job Openings	Education Needed
\$68,260 - \$169,970	Construction Managers 	553	Bachelor's degree
\$36,660 - \$134,930	Elevator Installers and Repairers	48	High school diploma or equivalent
\$55,540 - \$123,760	Civil Engineers 	493	Bachelor's degree
\$55,910 - \$118,960	Architects, Except Landscape and Naval	139	Bachelor's degree
\$47,250 - \$103,210	Control and Valve Installers and Repairers, Except Mechanical Door	45	High school diploma or equivalent
\$44,760 - \$103,160	Electrical Power-Line Installers and Repairers	195	High school diploma or equivalent
\$48,310 - \$102,790	First-Line Supervisors of Construction Trades and Extraction Workers 	1,315	High school diploma or equivalent
\$37,960 - \$99,860	Plumbers, Pipefitters, and Steamfitters 	1,000	High school diploma or equivalent
\$27,370 - 98,800	Riggers	7	High school diploma or equivalent
\$23,340 - \$98,580	Floor Layers, Except Carpet, Wood, and Hard Tiles	63	No formal educational credential

Wages from the Occupational Employment Statistics, estimates from May 2020.

 Hot Jobs

### Resources to Help High School Students Prepare Now

Industry professionals, K-12 educators, and higher education leaders teamed up to develop a regional career pathway to show students what they can do in high school to prepare for careers in this growing industry. Find more on the [regional construction pathway page](#).



## Career Cluster:

# Arts, Audio, Video, Technology, and Communications

In this cluster workers design, produce, exhibit, perform, write, and publish multimedia content including visual and performing arts and design, journalism, and entertainment services.

### Top 10 WI Occupations with Most Projected Job Openings (2020-2030)

Projected Annual Total Job Openings	Occupation	Salary Range	Education Needed
945	Printing Press Operators	\$27,140 - \$59,300	High school diploma or equivalent
522	Graphic Designers	\$31,500 - \$75,930	Bachelor's degree
365	Telecommunications Equipment Installers and Repairers, Except Line Install	\$34,040 - \$79,310	Postsecondary non-degree award
259	Print Binding and Finishing Workers	\$25,300 - \$49,890	High school diploma or equivalent
192	Writers and Authors	\$34,560 - \$81,650	Bachelor's degree
188	Photographers	\$20,060 - \$62,470	High school diploma or equivalent
175	Prepress Technicians and Workers	\$23,580 - \$57,290	Postsecondary non-degree award
173	Telecommunications Line Installers and Repairers	\$32,380 - \$76,380	High school diploma or equivalent
135	Editors	\$31,560 - \$76,690	Bachelor's degree
118	Art Directors	\$49,780 - \$130,080	Bachelor's degree

### Highest Paying Occupations in WI

Salary Range	Occupation	Annual Total Job Openings	Education Needed
\$49,780 - \$130,080	Art Directors	118	Bachelor's degree
\$39,270 - \$111,260	Fashion Designers	12	Bachelor's degree
\$32,060 - \$100,870	Producers and Directors	112	Bachelor's degree
\$19,940 - \$96,260	Sound Engineering Technicians	4	Postsecondary non-degree award
\$41,870 - \$89,080	Desktop Publishers	11	Associate's degree
\$44,360 - \$87,280	Technical Writers	77	Bachelor's degree
\$18,410 - \$85,080	Music Directors and Composers	24	Bachelor's degree
\$17,140 - \$83,190	Radio and Television Announcers	62	Bachelor's degree
\$24,430 - \$282,890	Film and Video Editors	16	Bachelor's degree
\$34,560 - \$81,650	Writers and Authors	192	Bachelor's degree

Wages from the Occupational Employment Statistics, estimates from May 2020.



# Career Cluster: Business, Management, and Administration

In this cluster workers plan, organize, direct, and evaluate business functions essential to efficient and productive business operations.

## Top 10 WI Occupations with Most Projected Job Openings (2020-2030)

Projected Annual Total Job Openings <sup>2</sup>	Occupation	Salary Range	Education Needed
8,168	Customer Service Representatives	\$25,680 - \$59,360	High school diploma or equivalent
7,486	Stock Clerks and Order Fillers	\$19,340 - \$41,890	High school diploma or equivalent
6,786	Office Clerks, General	\$21,490 - \$55,450	High school diploma or equivalent
4,261	Bookkeeping, Accounting, and Auditing Clerks	\$26,090 - \$59,300	Some college, no degree
3,753	Receptionists and Information Clerks	\$21,140 - \$41,840	High school diploma or equivalent
<b>2,608</b>	General and Operations Managers 🔥	\$56,320 - \$178,670	Bachelor's degree
2,320	Secretaries and Administrative Assistants, Except Legal, Medical, and Exec	\$27,620 - \$52,640	High school diploma or equivalent
2,244	First-Line Supervisors of Office and Administrative Support Workers	\$36,320 - \$95,050	High school diploma or equivalent
1,977	Project Management Specialists and Business Operations Specialists, All Other	\$24,250 - \$109,220	Bachelor's degree
<b>1,780</b>	Management Analysts 🔥	\$52,540 - \$146,180	Bachelor's degree

## Highest Paying Occupations in WI

Salary Range	Occupation	Annual Total Job Openings	Education Needed
\$88,360 - \$274,860	Chief Executives	304	Bachelor's degree
\$86,180 - \$191,840	Computer and Information Systems Managers	491	Bachelor's degree
\$75,330 - \$187,060	Compensation and Benefits Managers	17	Bachelor's degree
<b>\$56,320 - \$178,670</b>	General and Operations Managers 🔥	2,608	Bachelor's degree
\$67,460 - \$174,450	Training and Development Managers	63	Bachelor's degree
\$78,330 - \$174,040	Human Resources Managers	243	Bachelor's degree
\$69,120 - \$165,870	Administrative Services and Facilities Managers	552	Bachelor's degree
\$71,820 - \$162,020	Industrial Production Managers	518	Bachelor's degree
\$41,410 - \$158,950	Personal Service Managers; Entertainment and Recreation Managers, Except Gambling; and Managers, All Other	983	Bachelor's degree
\$75,520 - \$150,620	Purchasing Managers	95	Bachelor's degree

Wages from the Occupational Employment Statistics, estimates from May 2020.



### Resources to Help High School Students Prepare Now

Industry professionals, K-12 educators, and higher education leaders teamed up to develop a regional career pathway to show students what they can do in high school to prepare for careers in this growing industry. Find more information on the [regional business administration pathways page](#).







# Career Cluster: Education and Training

In this cluster workers plan, manage, and provide education and training services and related learning support services.

## Top 10 WI Occupations with Most Projected Job Openings (2020-2030)

Projected Annual Total Job Openings	Occupation	Salary Range	Education Needed
2,515	Teaching Assistants, Except Postsecondary	\$21,010 - \$39,620	Some college, no degree
2,243	Elementary School Teachers, Except Special Education	\$41,400 - \$79,620	Bachelor's degree
1,784	Substitute Teachers, Short-Term	\$26,330 - \$48,870	Bachelor's degree
1,373	Preschool Teachers, Except Special Education	\$20,660 - \$40,190	Associate's degree
1,369	Secondary School Teachers, Except Special and Career/Technical Education	\$41,950 - \$80,630	Bachelor's degree
1,120	Self-Enrichment Education Teachers	\$21,170 - \$67,870	High school diploma or equivalent
1,052	Middle School Teachers, Except Special and Career/Technical Education	\$42,250 - \$81,200	Bachelor's degree
1,005	Coaches and Scouts	\$17,240 - \$58,760	Bachelor's degree
877	Teachers and Instructors, All Other, Except Substitute Teachers	\$22,470 - \$94,920	Bachelor's degree
434	Teaching Assistants, Postsecondary	\$20,070 - \$50,540	Bachelor's degree

## Highest Paying Occupations in WI

Salary Range	Occupation	Annual Total Job Openings	Education Needed
\$50,700 - \$183,810	Law Teachers, Postsecondary	17	Doctoral or professional degree
\$59,030 - \$182,130	Atmospheric, Earth, Marine, and Space Sciences Teachers, Postsecondary	31	
\$51,500 - \$181,290	Computer Science Teachers, Postsecondary	62	
\$60,754 - \$126,052	Business Teachers, Postsecondary	152	
\$64,610 - \$181,270	Education Administrators, Postsecondary	217	Master's degree
\$53,510 - \$178,200	Physics Teachers, Postsecondary	34	Doctoral or professional degree
\$46,720 - \$176,800	Political Science Teachers, Postsecondary	21	
\$50,450 - \$163,140	Business Teachers, Postsecondary	*	
\$44,930 - \$157,540	Chemistry Teachers, Postsecondary	46	
\$44,380 - \$157,540	Biological Science Teachers, Postsecondary	108	
\$45,230 - \$145,980	Engineering Teachers, Postsecondary	76	

Wages from the Occupational Employment Statistics, estimates from May 2020.

### Resources to Help High School Students Prepare Now


Industry professionals, K-12 educators, and higher education leaders teamed up to develop a regional career pathway to show students what they can do in high school to prepare for careers in this vital profession. Find more information on the [regional education and training pathway page](#).



## Career Cluster: Finance

In this cluster workers plan and provide services for financial and investment planning, banking, insurance, and business financial management.

### Top 10 WI Occupations with Most Projected Job Openings (2020-2030)

Projected Annual Total Job Openings	Occupation	Salary Range	Education Needed
2,389	Accountants and Auditors	\$47,630 - \$105,780	Bachelor's degree
940	Insurance Sales Agents	\$34,700 - \$136,370	High school diploma or equivalent
885	Tellers	\$23,270 - \$39,910	High school diploma or equivalent
<b>680</b>	Financial Managers 	\$81,180 - \$168,240	Bachelor's degree
659	Insurance Claims and Policy Processing Clerks	\$28,540 - \$58,180	High school diploma or equivalent
545	Loan Officers	\$36,880 - \$123,300	Bachelor's degree
539	Financial and Investment Analysts, Financial Risk Specialists, and Financial Specialists, All Other	\$43,330 - \$126,720	Bachelor's degree
538	Claims Adjusters, Examiners, and Investigators	\$40,640 - \$103,590	High school diploma or equivalent
489	Securities, Commodities, and Financial Services Sales Agents	\$34,790 - \$123,810	Bachelor's degree
444	Personal Financial Advisors	\$48,580 - \$196,560	Bachelor's degree

### Highest Paying Occupations in WI

Salary Range	Occupation	Annual Total Job Openings	Education Needed
\$48,580 - \$196,560	Personal Financial Advisors	444	Bachelor's degree
\$68,740 - \$173,070	Actuaries	53	Bachelor's degree
<b>\$81,180 - \$168,240</b>	Financial Managers 	680	Bachelor's degree
\$34,954 - \$94,557	Insurance Sales Agents	940	High school diploma or equivalent
\$43,330 - \$126,720	Financial and Investment Analysts, Financial Risk Specialists, and Financial Specialists, All Other	539	Bachelor's degree
\$34,790 - \$123,810	Securities, Commodities, and Financial Services Sales Agents	489	Bachelor's degree
\$36,880 - \$123,300	Loan Officers	545	Bachelor's degree
\$46,640 - \$107,320	Insurance Underwriters	150	Bachelor's degree
\$38,520 - \$106,020	Credit Analysts	97	Bachelor's degree
\$47,630 - \$105,780	Accountants and Auditors	2,389	Bachelor's degree

Wages from the Occupational Employment Statistics, estimates from May 2020.



### Resources to Help High School Students Prepare Now

Industry professionals, K-12 educators, and higher education leaders teamed up to develop a regional career pathway to show students what they can do in high school to prepare for careers in this growing industry. To learn more, go to the [regional business administration pathways page](#).



# Career Cluster: Government and Public Administration

In this cluster workers perform governmental functions to include governance; national security; foreign service; planning; revenue and taxation; regulation; and management and administration at the local, state, and federal levels.

## Top 10 WI Occupations with Most Projected Job Openings (2020-2030)

Projected Annual Total Job Openings	Occupation	Salary Range	Education Needed
413	Compliance Officers	\$41,850 - \$101,780	Bachelor's degree
211	Legislators	\$17,510 - \$99,420	Bachelor's degree
156	Construction and Building Inspectors	\$39,010 - \$81,120	High school diploma or equivalent
142	Financial Examiners	\$44,500 - \$126,820	Bachelor's degree
134	Eligibility Interviewers, Government Programs	\$35,150 - \$62,220	High school diploma or equivalent
104	Court, Municipal, and License Clerks	\$18,390 - \$60,420	High school diploma or equivalent
85	Property Appraisers and Assessors	\$29,220 - \$104,690	Bachelor's degree
76	Occupational Health and Safety Specialists	\$39,560 - \$100,880	Bachelor's degree
60	Urban and Regional Planners	\$44,380 - \$99,920	Master's degree
48	Occupational Health and Safety Technicians	\$34,930 - \$81,390	High school diploma or equivalent

## Highest Paying Occupations in WI

Salary Range	Occupation	Annual Total Job Openings	Education Needed
\$59,500 - \$135,980	Transportation Inspectors	12	High school diploma or equivalent
\$44,500 - \$126,820	Financial Examiners	142	Bachelor's degree
\$49,370 - 115,350	Emergency Management Directors	17	Bachelor's degree
\$29,220 - \$104,690	Property Appraisers and Assessors	85	Bachelor's degree
\$42,810 - \$103,390	Tax Examiners and Collectors, and Revenue Agents	36	Bachelor's degree
\$41,850 - \$101,780	Compliance Officers	413	Bachelor's degree
\$39,560 - \$100,880	Occupational Health and Safety Specialists	76	Bachelor's degree
\$44,380 - \$99,920	Urban and Regional Planners	60	Master's degree
\$17,510 - \$99,420	Legislators	211	Bachelor's degree
\$67,600 - \$94,560	Postmasters and Mail Superintendents	21	High school diploma or equivalent

Wages from the Occupational Employment Statistics, estimates from May 2020.








## Career Cluster: Health Science

In this cluster workers plan, manage, and provide therapeutic services, diagnostic services, health informatics, support services, and biotechnology research and development.

### Top 10 WI Occupations with Most Projected Job Openings (2020-2030)

Projected Annual Total Job Openings	Occupation	Salary Range	Education Needed
3,666	Registered Nurses	\$56,040 - \$99,060	Associate's or bachelor's degree
3,596	Nursing Assistants	\$26,020 - \$40,150	Postsecondary non-degree award
1,808	Medical Assistants	\$30,640 - \$49,950	Postsecondary non-degree award
843	Dental Assistants	\$30,320 - \$52,690	Postsecondary non-degree award
678	Pharmacy Technicians	\$25,530 - \$48,690	High school diploma or equivalent
616	Medical and Health Services Managers 	\$72,230 - \$177,960	Bachelor's degree
603	Clinical Laboratory Technologists and Technicians 	\$35,250 - \$78,560	Bachelor's degree
596	Licensed Practical and Licensed Vocational Nurses	\$36,870 - \$61,530	Postsecondary non-degree award
554	Medical Secretaries	\$29,410 - \$47,790	High school diploma or equivalent
504	Nurse Practitioners 	\$89,280 - \$137,580	Master's degree

### Highest Paying Occupations in WI

Salary Range	Occupation	Annual Total Job Openings	Education Needed
\$172,230 - \$355,050	Anesthesiologists	7	Doctoral or professional degree
\$188,240 - \$314,820	General Internal Medicine Physicians	9	
\$129,770 - \$306,100	Orthodontists	3	
\$165,290 - 305,530	Obstetricians and Gynecologists	6	
\$127,090 - \$296,600	Physicians, All Other; and Ophthalmologists, Except Pediatric	259	
\$264,040	Surgeons, Except Ophthalmologists	10	
\$84,830 - \$263,370	Psychiatrists	18	
\$120,090 - \$261,250	Family Medicine Physicians	43	
\$156,350 - \$250,480	Pediatricians, General	8	
\$173,350 - \$235,550	Nurse Anesthetists	59	

Wages from the Occupational Employment Statistics, estimates from May 2020.



### Resources to Help High School Students Prepare Now

Industry professionals, K-12 educators, and higher education leaders teamed up to develop a regional career pathway to show students what they can do in high school to prepare for careers in this growing industry. To learn more, go to the [regional health care pathway page](#).



# Career Cluster: Hospitality and Tourism

In this cluster workers manage, market, and operate restaurants and other food services, lodging, attractions, recreation events, and travel-related services.

## Top 10 WI Occupations with Most Projected Job Openings (2020-2030)

Projected Annual Total Job Openings	Occupation	Salary Range	Education Needed
14,854	Fast Food and Counter Workers	\$17,010 - \$28,310	No formal educational credential
6,832	Waiters and Waitresses	\$16,640 - \$35,900	No formal educational credential
5,778	Janitors and Cleaners, Except Maids and Housekeeping Cleaners	\$19,830 - \$44,650	No formal educational credential
4,695	Bartenders	\$16,820 - \$32,560	No formal educational credential
3,895	Cooks, Restaurant	\$18,330 - \$37,650	No formal educational credential
2,956	Maids and Housekeeping Cleaners	\$19,680 - \$34,410	No formal educational credential
2,819	First-Line Supervisors of Food Preparation and Serving Workers	\$23,260 - \$51,150	High school diploma or equivalent
2,462	Food Preparation Workers	\$17,080 - \$32,360	No formal educational credential
2,331	Recreation Workers	\$17,920 - \$41,700	High school diploma or equivalent
1,844	Hosts and Hostesses, Restaurant, Lounge, and Coffee Shop	\$16,730 - \$26,920	No formal educational credential

## Highest Paying Occupations in WI

Salary Range	Occupation	Annual Total Job Openings	Education Needed
\$48,260 - \$110,780	Gaming Managers	5	High school diploma or equivalent
\$23,480 - \$101,460	Athletes and Sports Competitors	52	No formal educational credential
\$33,680 - \$92,710	Lodging Managers	70	High school diploma or equivalent
\$20,540 - \$79,140	Chefs and Head Cooks	318	High school diploma or equivalent
<b>\$32,330 - \$71,590</b>	Food Service Managers 	652	High school diploma or equivalent
\$21,510 - \$71,010	Reservation and Transportation Ticket Agents and Travel Clerks	90	High school diploma or equivalent
\$27,760 - \$65,000	First-Line Supervisors of Housekeeping and Janitorial Workers	457	High school diploma or equivalent
\$27,650 - \$64,160	Travel Agents	103	High school diploma or equivalent
\$21,150 - \$60,270	Animal Trainers	145	High school diploma or equivalent
\$17,010 - \$57,530	Umpires, Referees, and Other Sports Officials	162	High school diploma or equivalent

Wages from the Occupational Employment Statistics, estimates from May 2020.

 Hot Jobs



# Career Cluster: Human Services

In this cluster workers prepare individuals for employment in careers that relate to families and human needs such as counseling and mental health services, family and community services, personal care, and consumer services.

## Top 10 WI Occupations with Most Projected Job Openings (2020-2030)

Projected Annual Total Job Openings	Occupation	Salary Range	Education Needed
11,712	Home Health and Personal Care Aides	\$20,760 - \$32,020	High school diploma or equivalent
2,113	Fitness Trainers and Aerobics Instructors	\$19,710 - \$58,420	High school diploma or equivalent
1,675	Hairdressers, Hairstylists, and Cosmetologists	\$17,930 - \$50,210	Postsecondary non-degree award
1,491	Childcare Workers	\$17,360 - \$32,370	High school diploma or equivalent
<b>1,215</b>	Social and Human Service Assistants 🔥	\$25,610 - \$63,890	High school diploma or equivalent
823	First-Line Supervisors of Personal Service & Entertainment and Recreation Workers, Except Gambling Services	\$27,270 - \$66,440	High school diploma or equivalent
<b>765</b>	Substance Abuse, Behavioral Disorder, and mental health Counselors 🔥	\$26,910 - \$69,050	Bachelor's degree
545	Loan Officers	\$36,880 - \$123,300	Bachelor's degree
<b>447</b>	Child, Family, and School Social Workers 🔥	\$30,280 - \$67,820	Bachelor's degree
410	Laundry and Dry-Cleaning Workers	\$19,520 - \$34,400	No formal educational credential



## Highest Paying Occupations in WI

Salary Range	Occupation	Annual Total Job Openings	Education Needed
\$66,980 - \$143,190	Funeral Home Managers	11	Associate's degree
\$51,940 - \$133,150	Clinical, Counseling, and School Psychologists	253	Doctoral or professional degree
\$61,650 - \$130,290	Industrial-Organizational Psychologists	*	Master's degree
\$46,100 - \$123,720	Psychologists, All Other	60	Master's degree
\$36,880 - \$123,300	Loan Officers	545	Bachelor's degree
\$46,690 - \$102,970	Social and Community Service Managers	266	Bachelor's degree
\$33,590 - \$101,460	Morticians, Undertakers, and Funeral Directors	79	Associate's degree
\$22,660 - \$95,050	Directors, Religious Activities and Education	*	Bachelor's degree
\$38,820 - \$82,600	Social Workers, All Other	190	Bachelor's degree
\$39,470 - \$80,330	Health Educators	70	Bachelor's degree

Wages from the Occupational Employment Statistics, estimates from May 2020.

🔥 Hot Jobs





# Career Cluster: Information Technology

In this cluster workers design, develop, support, and manage hardware, software, multimedia, and systems integration services.

## Top 10 WI Occupations with Most Projected Job Openings (2020-2030)

Projected Annual Total Job Openings	Occupation	Salary Range	Education Needed
2,961	Software Developers and Software Quality Assurance Analysts and Testers 🔥	\$58,390 - \$137,010	Bachelor's degree
872	Computer Systems Analysts	\$53,340 - \$122,770	Bachelor's degree
798	Computer User Support Specialists	\$33,990 - \$80,640	Some college, no degree
529	Web Developers and Digital Interface Designers 🔥	\$35,490 - \$98,450	Bachelor's degree
522	Network and Computer Systems Administrators	\$44,980 - \$108,980	Bachelor's degree
313	Computer Occupations, All Other	\$44,160 - \$116,140	Bachelor's degree
241	Computer Network Support Specialists	\$44,870 - \$100,460	Associate's degree
225	Database Administrators and Architects	\$52,440 - \$134,960	Bachelor's degree
212	Computer Programmers	\$53,980 - \$133,090	Bachelor's degree
156	Computer Network Architects	\$64,050 - \$153,890	Bachelor's degree

## Highest Paying Occupations in WI

Salary Range	Occupation	Annual Total Job Openings	Education Needed
\$64,050 - \$153,890	Computer Network Architects	156	Bachelor's degree
<b>\$58,390 - \$137,010</b>	Software Developers and Software Quality Assurance Analysts and Testers 🔥	2,961	Bachelor's degree
\$52,440 - \$134,960	Database Administrators and Architects	225	Bachelor's degree
\$53,980 - \$133,090	Computer Programmers	212	Bachelor's degree
\$53,340 - \$122,770	Information Security Analysts	*	Bachelor's degree
\$54,649 - \$96,391	Computer Systems Analysts	1278	Bachelor's degree
\$44,160 - \$116,140	Computer Occupations, All Other	313	Bachelor's degree
\$44,980 - \$108,980	Network and Computer Systems Administrators	522	Bachelor's degree
\$44,870 - \$100,460	Computer Network Support Specialists	241	Associate's degree
<b>\$35,490 - \$98,450</b>	Web Developers and Digital Interface Designers 🔥	529	Bachelor's degree

Wages from the Occupational Employment Statistics, estimates from May 2020.

Hot Jobs

## Resources to Help High School Students Prepare Now

Industry professionals, K-12 educators, and higher education leaders teamed up to develop a regional career pathway to show students what they can do in high school to prepare for careers in this growing industry. To learn more, go to the [regional digital technology pathway page](#).



# Career Cluster: Law, Public Safety, Corrections, and Security

In this cluster workers plan, manage, and provide legal, public safety, protective services, and homeland security, including professional and technical support services.

## Top 10 WI Occupations with Most Projected Job Openings (2020-2030)

Projected Annual Total Job Openings	Occupation	Salary Range	Education Needed
1,910	Lifeguards, Ski Patrol, and Other Recreational Protective Service Workers	\$17,310 - \$31,200	No formal educational credential
1,371	Security Guards	\$21,720 - \$43,720	High school diploma or equivalent
968	Police and Sheriff's Patrol Officers	\$44,080 - \$90,730	High school diploma or equivalent
726	Firefighters	\$23,730 - \$65,490	Postsecondary non-degree award
536	Lawyers	\$56,750 - \$164,560	Doctoral or professional degree
531	Paralegals and Legal Assistants 	\$33,420 - \$72,220	Associate's degree
483	Correctional Officers and Jailers	\$36,750 - \$57,780	High school diploma or equivalent
419	School Bus Monitors and Protective Service Workers, All Other	\$22,340 - \$57,760	High school diploma or equivalent
384	Emergency Medical Technicians and Paramedics	\$21,620 - \$56,810	Postsecondary non-degree award
217	Crossing Guards	\$22,890 - \$44,390	No formal educational credential

## Highest Paying Occupations in WI

Salary Range	Occupation	Annual Total Job Openings	Education Needed
\$67,220 - \$181,490	Administrative Law Judges, Adjudicators, and Hearing Officers	*	Doctoral or professional degree
\$34,190 - \$166,200	Judges, Magistrate Judges, and Magistrates	*	Doctoral or professional degree
\$56,750 - \$164,560	Lawyers	536	Doctoral or professional degree
\$61,970 - \$125,800	First-Line Supervisors of Police and Detectives	84	High school diploma or equivalent
\$42,440 - \$111,390	Arbitrators, Mediators, and Conciliators	11	Bachelor's degree
\$51,470 - \$110,070	First-Line Supervisors of Fire Fighting and Prevention Workers	56	Postsecondary non-degree award
\$58,110 - \$107,400	Detectives and Criminal Investigators	107	High school diploma or equivalent
\$29,610 - 92,270	Private Detectives and Investigators	*	High school diploma or equivalent
\$36,360 - \$91,540	Forensic Science Technicians	35	Bachelor's degree
\$44,080 - \$90,730	Police and Sheriff's Patrol Officers	968	High school diploma or equivalent

Wages from the Occupational Employment Statistics, estimates from May 2020.







# Career Cluster: Manufacturing

In this cluster workers plan, manage, and perform the processing of materials into intermediate or final products and related professional and technical support activities such as production planning and control, maintenance, and manufacturing/process engineering.

## Top 10 WI Occupations with Most Projected Job Openings (2020-2030)

Projected Annual Total Job Openings	Occupation	Salary Range	Education Needed
4,142	Miscellaneous Assemblers and Fabricators	\$24,940 - \$47,970	High school diploma or equivalent
3,524	Maintenance and Repair Workers, General 	\$26,920 - \$64,740	
2,651	First-Line Supervisors of Production and Operating Workers 	\$41,640 - \$91,120	
2,476	Packaging and Filling Machine Operators and Tenders	\$25,970 - \$50,450	
2,117	Welders, Cutters, Solderers, and Brazers 	\$33,820 - \$65,370	
1,902	Inspectors, Testers, Sorters, Samplers, and Weighers	\$27,970 - \$60,570	
1,569	Computer Numerically Controlled Tool Operators	\$33,930 - \$64,730	
1,502	Industrial Machinery Mechanics 	\$40,380 - \$77,870	
1,453	Food <u>Batchmakers</u>	\$22,940 - \$50,720	
1,366	Electrical, Electronic, and Electromechanical Assemblers, Except Coil Winders, Tapers, and Finishers	\$26,550 - \$50,950	

## Highest Paying Occupations in WI

Salary Range	Occupation	Annual Total Job Openings	Education Needed
\$68,110 - \$118,090	Power Distributors and Dispatchers	15	High school diploma or equivalent
\$64,510 - \$110,340	Electrical and Electronics Repairers, Powerhouse, Substation, and Relay	25	Postsecondary non-degree award
\$47,520 - \$104,970	First-Line Supervisors of Mechanics, Installers, and Repairers	995	High school diploma or equivalent
\$43,870 - \$101,010	Power Plant Operators	69	High school diploma or equivalent
\$41,590 - \$98,220	Radio, Cellular, and Tower Equipment Installers and Repairers	17	Associate's degree
\$34,760 - \$96,650	Chemical Plant and System Operators	26	High school diploma or equivalent
\$41,710 - \$94,170	Calibration and Engineering Technologists and Technicians, Except Drafters, All Other	75	Associate's degree
<b>\$41,640 - \$91,120</b>	First-Line Supervisors of Production and Operating Workers 	2,651	High school diploma or equivalent
\$35,020 - \$90,810	Electromechanical Technicians	26	Associate's degree
\$37,610 - \$86,210	Buyers and Purchasing Agents	878	Bachelor's degree

Wages from the Occupational Employment Statistics, estimates from May 2020.

 Hot Jobs

### Resources to Help High School Students Prepare Now

Industry professionals, K-12 educators, and higher education leaders teamed up to develop a regional career pathway to show students what they can do in high school to prepare for careers in this growing industry. To learn more, go to the [regional manufacturing pathway page](#).



## Career Cluster: Marketing, Sales, and Service

In this cluster workers plan, manage, and perform marketing activities to reach organizational objectives.

### Top 10 WI Occupations with Most Projected Job Openings (2020-2030)

Projected Annual Total Job Openings	Occupation	Salary Range	Education Needed
11,540	Cashiers	\$17,880 - \$31,080	No formal educational credential
10,473	Retail Salespersons	\$18,510 - \$49,220	No formal educational credential
3,643	Sales Representatives, Wholesale and Manufacturing, Except Technical and Scientific	\$34,330 - \$120,150	High school diploma or equivalent
2,380	First-Line Supervisors of Retail Sales Workers	\$28,060 - \$82,460	High school diploma or equivalent
2,023	Sales Representatives, Services, Except Advertising, Insurance, Financial Services, and Travel	\$30,540 - \$114,620	High school diploma or equivalent
<b>1,693</b>	Market Research Analysts and Marketing Specialists 	\$34,750 - \$95,300	Bachelor's degree
944	Driver/Sales Workers	\$17,120 - \$48,570	High school diploma or equivalent
942	First-Line Supervisors of Non-Retail Sales Workers	\$54,780 - \$156,740	High school diploma or equivalent
790	Public Relations Specialists	\$35,380 - \$96,610	Bachelor's degree
690	Parts Salespersons	\$23,470 - \$60,420	No formal educational credential

### Highest Paying Occupations in WI

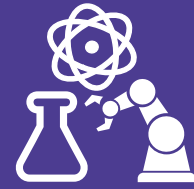
Salary Range	Occupation	Annual Total Job Openings	Education Needed
\$72,120 - \$201,020	Advertising and Promotions Managers	7	Bachelor's degree
\$76,870 - \$197,740	Marketing Managers	264	Bachelor's degree
\$36,960 - \$193,150	Real Estate Brokers	149	High school diploma or equivalent
\$70,860 - \$174,950	Sales Managers	396	Bachelor's degree
\$72,060 - \$172,300	Public Relations and Fundraising Managers	179	Bachelor's degree
\$54,780 - \$156,740	First-Line Supervisors of Non-Retail Sales Workers	942	High school diploma or equivalent
\$60,370 - \$145,070	Sales Engineers	100	Bachelor's degree
\$42,190 - \$139,900	Sales Representatives, Wholesale and Manufacturing, Technical and Scientific Products	439	Bachelor's degree
\$39,260 - \$125,790	Property, Real Estate, and Community Association Managers	172	High school diploma or equivalent
\$34,790 - \$123,810	Securities, Commodities, and Financial Services Sales Agents	489	Bachelor's degree

Wages from the Occupational Employment Statistics, estimates from May 2020.



### Resources to Help High School Students Prepare Now

Industry professionals, K-12 educators, and higher education leaders teamed up to develop a regional career pathway to show students what they can do in high school to prepare for careers in this growing industry. To learn more, go to the [regional business administration pathways page](#).



# Career Cluster: Science, Technology, Engineering, and Math

In this cluster workers plan, manage, and provide scientific research and professional and technical services (e.g., physical science, social science, engineering) including laboratory and testing services, and research and development services.

## Top 10 WI Occupations with Most Projected Job Openings (2020-2030)

Projected Annual Total Job Openings	Occupation	Salary Range	Education Needed
946	Industrial Engineers 🔥	\$51,230 - \$109,170	Bachelor's degree
774	Mechanical Engineers 🔥	\$55,420 - \$113,380	
324	Electrical Engineers 🔥	\$59,710 - \$127,010	
274	Architectural and Engineering Managers	\$90,760 - \$178,450	
254	Chemists	\$44,120 - \$113,760	
171	Environmental Scientists and Specialists, Including Health	\$36,490 - \$98,220	
101	Life, Physical, and Social Science Technicians, All Other	\$27,310 - \$79,550	Associate's degree
99	Conservation Scientists	\$32,060 - \$91,840	Bachelor's degree
84	Data Scientists and Mathematical Science Occupations, All Other	\$42,380 - \$124,650	Bachelor's degree
180	Engineers, All Other	\$56,560 - \$132,870	Bachelor's degree

## Highest Paying Occupations in WI

Salary Range	Occupation	Annual Total Job Openings	Education Needed
\$90,760 - \$178,450	Architectural and Engineering Managers	274	Bachelor's degree
\$65,360 - \$171,730	Biomedical Engineers	35	Bachelor's degree
\$60,550 - \$164,990	Computer Hardware Engineers	49	Bachelor's degree
\$78,610 - \$162,960	Nuclear Engineers	*	Bachelor's degree
\$61,270 - \$145,120	Computer and Information Research Scientists	*	Master's degree
\$40,460 - \$136,560	Atmospheric and Space Scientists	9	Bachelor's degree
\$56,560 - \$132,870	Engineers, All Other	80	
\$31,210 - \$130,750	Physical Scientists, All Other	*	
<b>\$59,710 - \$127,010</b>	Electrical Engineers 🔥	324	
\$65,850 - \$126,590	Chemical Engineers	32	

Wages from the Occupational Employment Statistics, estimates from May 2020.

🔥 Hot Jobs

### Resources to Help High School Students Prepare Now

Industry professionals, K-12 educators, and higher education leaders teamed up to develop a regional career pathway to show students what they can do in high school to prepare for careers in this growing industry. To learn more, go to the [regional business administration pathways page](#).



# Career Cluster: Transportation, Distribution, and Logistics

In this cluster workers plan, manage, and move people, materials, and goods by road, pipeline, air, rail, and water. This cluster also includes related professional and technical support services such as transportation infrastructure planning and management, logistics services, mobile equipment, and facility maintenance.

## Top 10 WI Occupations with Most Projected Job Openings (2020-2030)

Projected Annual Total Job Openings	Occupation	Salary Range	Education Needed
8,743	Laborers and Freight, Stock, and Material Movers, Hand	\$24,750 - \$50,650	No formal educational credential
<b>6,462</b>	Heavy and Tractor-Trailer Truck Drivers 🔥	\$33,730 - \$69,350	Postsecondary non-degree award
2,418	Light Truck or Delivery Services Drivers	\$20,970 - \$62,150	High school diploma or equivalent
2,355	Passenger Vehicle Drivers, Except Bus Drivers, Transit, and Intercity	\$20,120 - \$49,760	No formal educational credential
2,295	Packers and Packagers, Hand	\$19,400 - \$40,720	No formal educational credential
1,970	Industrial Truck and Tractor Operators	\$29,500 - \$52,270	No formal educational credential
1,292	Automotive Service Technicians and Mechanics	\$27,790 - \$64,380	Postsecondary non-degree award
<b>1,239</b>	First-Line Supervisors of Transportation and Materials Moving Workers, Except Aircraft Cargo Handling Supervisor 🔥	\$34,380 - \$86,860	High school diploma or equivalent
860	Billing and Posting Clerks	\$31,220 - \$51,970	High school diploma or equivalent
829	Cleaners of Vehicles and Equipment	\$19,740 - \$48,090	No formal educational credential

## Highest Paying Occupations in WI

Salary Range	Occupation	Annual Total Job Openings	Education Needed
\$47,610 - \$168,580	Commercial Pilots	40	High school diploma or equivalent
\$62,750 - \$158,490	Transportation, Storage, and Distribution Managers	195	High school diploma or equivalent
\$64,810 - \$132,330	Air Traffic Controllers	20	Associate's degree
\$83,740 - \$130,220	Airline Pilots, Copilots, and Flight Engineers	*	Bachelor's degree
\$33,470 - \$129,800	Aircraft Mechanics and Service Technicians	123	Postsecondary non-degree award
<b>\$40,570 - \$99,330</b>	Logisticians 🔥	586	Bachelor's degree
\$37,780 - \$95,080	Aircraft Cargo Handling Supervisors	8	High school diploma or equivalent
\$42,200 - \$95,040	Railroad Conductors and Yardmasters	95	
\$46,210 - \$94,990	Locomotive Engineers	71	
<b>\$34,380 - \$86,860</b>	First-Line Supervisors of Transportation and Materials Moving Workers, Except Aircraft Cargo Handling Supervisor 🔥	1,239	

Wages from the Occupational Employment Statistics, estimates from May 2020.

Hot Jobs





# Top 25 Hot Jobs\*

Occupation	Education Needed	Salary Range	Annual Total Job Openings
Heavy and Tractor-Trailer Truck Drivers	Postsecondary non-degree award	\$33,730 - \$69,350	6,462
Maintenance and Repair Workers, General	High school diploma or equivalent	\$26,920 - \$64,740	3,524
Software Developers and Software Quality Assurance Analysts and Testers	Bachelor's degree	\$58,390 - \$137,010	2,961
First-Line Supervisors of Production and Operating Workers	High school diploma or equivalent	\$41,640 - \$91,120	2,651
General and Operations Managers	Bachelor's degree	\$56,320 - \$178,670	2,608
Welders, Cutters, Solderers, and Brazers	High school diploma or equivalent	\$33,820 - \$65,370	2,117
Management Analysts	Bachelor's degree	\$52,540 - \$146,180	1,780
Market Research Analysts and Marketing Specialists	Bachelor's degree	\$34,750 - \$95,300	1,693
Human Resources Specialists	Bachelor's degree	\$39,230 - \$94,530	1,655
Electricians	High school diploma or equivalent	\$36,420 - \$88,520	1,518
Industrial Machinery Mechanics	High school diploma or equivalent	\$40,380 - \$77,870	1,502
First-Line Supervisors of Construction Trades and Extraction Workers	High school diploma or equivalent	\$48,310 - \$102,790	1,315


\* A hot job is projected to have high growth, the median salary is above the state median, the percentage change is greater than the state average, and has the most projected openings.



Occupation	Education Needed	Salary Range	Annual Total Job Openings
First-Line Supervisors of Transportation and Material Moving Workers, Executive Aircraft Cargo Handling Supervisor	High school diploma or equivalent	\$34,380 - \$86,860	1,239
Social and Human Service Assistants	High school diploma or equivalent	\$25,610 - \$63,890	1,215
Operating Engineers and Other Construction Equipment Operators	High school diploma or equivalent	\$39,930 - \$89,780	1,010
Plumbers, Pipefitters, and Steamfitters	High school diploma or equivalent	\$37,960 - \$99,860	1,000
Industrial Engineers	Bachelor's degree	\$51,230 - \$109,170	946
Production, Planning, and Expediting Clerks	High school diploma or equivalent	\$33,550 - \$70,220	892
Mechanical Engineers	Bachelor's degree	\$55,420 - \$113,380	774
Substance Abuse, Behavioral Disorder, and Mental Health Counselors	Bachelor's degree	\$26,910 - \$69,050	765
Financial Managers	Bachelor's degree	\$81,180 - \$168,240	680
Food Service Managers	High school diploma or equivalent	\$32,330 - \$71,590	652
Highway Maintenance Workers	High school diploma or equivalent	\$32,470 - \$61,640	646
Medical and Health Services Managers	Bachelor's degree	\$72,230 - \$177,960	616
Clinical Laboratory Technologists and Technicians	Bachelor's degree	\$35,250 - \$78,560	603

## Top 20 Projected Job Openings\* in Wisconsin (2020-2030)

Occupation	Career Cluster	Education Needed	Salary Range	Annual Total Job Openings
Fast Food and Counter Workers	Hospitality and Tourism	No formal educational credential	\$17,010 - \$28,310	14,854
Home Health and Personal Care Aides	Human Services	High school diploma or equivalent	\$20,760 - \$32,020	11,712
Cashiers	Marketing	No formal educational credential	\$17,880 - \$31,080	11,540
Retail Salespersons	Marketing	No formal educational credential	\$18,510 - \$49,220	10,473
Laborers and Freight, Stock, and Material Movers, Hand	Transportation, Distribution, and Logistics	No formal educational credential	\$24,750 - \$50,650	8,743
Customer Service Representatives	Business Management and Administration	High school diploma or equivalent	\$25,680 - \$59,360	8,168
Stockers and Order Fillers	Business Management and Administration	High school diploma or equivalent	\$19,340 - \$41,890	7,486
Waiters and Waitresses	Hospitality and Tourism	No formal educational credential	\$16,640 - \$35,900	6,832
Office Clerks, General	Business Management and Administration	High school diploma or equivalent	\$21,490 - \$55,450	6,786
Heavy and Tractor-Trailer Truck Drivers	Transportation, Distribution, and Logistics	Postsecondary non-degree award	\$33,730 - \$69,350	6,462
Janitors and Cleaners, Except Maids and Housekeeping Cleaners	Hospitality and Tourism	No formal educational credential	\$19,830 - \$44,650	5,778



Occupation	Career Cluster	Education Needed	Salary Range	Annual Total Job Openings
Bartenders	Hospitality and Tourism	No formal educational credential	\$16,820 - \$32,560	4,695
Bookkeeping, Accounting, and Auditing Clerks	Business Management and Administration	Some college, no degree	\$26,090 - \$59,300	4,261
Miscellaneous Assemblers and Fabricators	Manufacturing	High school diploma or equivalent	\$24,940 - \$47,970	4,142
Cooks, Restaurant	Hospitality and Tourism	No formal educational credential	\$18,330 - \$37,650	3,895
Receptionists and Information Clerks	Business Management and Administration	High school diploma or equivalent	\$21,140 - \$41,840	3,753
Registered Nurses	Health Science	Associate's or Bachelor's degree	\$56,040 - \$99,060	3,666
Sales Representatives, Wholesale and Manufacturing, Except Technical and Scientific Products	Marketing	High school diploma or equivalent	\$34,330 - \$120,150	3,643
Nursing Assistants	Health Science	Postsecondary non-degree award	\$26,020 - \$40,150	3,596
Maintenance and Repair Workers, General	Manufacturing	High school diploma or equivalent	\$26,920 - \$64,740	3,524

\*The term Annual Total Job Openings refers to the projection of jobs that will be available each year through a combination of both newly created jobs and jobs available due to separations. Separations reflect people who are leaving the labor force or moving to a different occupation. Each cluster report highlights the top 10 jobs within the cluster that have the most annual total job openings.

## Top 20 Highest Paying\* Occupations in Wisconsin (2020-2030)

Occupation	Career Cluster	Education Needed	Annual Total Job Openings	Salary Range
Anesthesiologists	Health Science	Doctoral or professional degree	7	\$172,230-\$355,050
General Internal Medicine Physicians	Health Science	Doctoral or professional degree	9	\$188,240-\$314,820
Orthodontists	Health Science	Doctoral or professional degree	3	\$129,770-\$306,100
Obstetricians and Gynecologists	Health Science	Doctoral or professional degree	6	\$165,290-\$305,530
Physicians, All Other; and Ophthalmologists, Except Pediatric	Health Science	Doctoral or professional degree	259	\$127,090-\$296,600
Chief Executives	Business Management and Administration	Bachelor's degree	304	\$88,360-\$274,860
Surgeons, Except Ophthalmologists	Health Science	Doctoral or professional degree	10	\$ 264,040
Psychiatrists	Health Science	Doctoral or professional degree	18	\$84,830-\$263,370
Family Medicine Physicians	Health Science	Doctoral or professional degree	43	\$120,090-\$261,250
Pediatricians, General	Health Science	Doctoral or professional degree	8	\$156,350-\$250,480
Nurse Anesthetists	Health Science	Master's degree	59	\$173,350-\$235,550
Dentists, General	Health Science	Doctoral or professional degree	79	\$113,080-\$214,640



Occupation	Career Cluster	Education Needed	Annual Total Job Openings	Salary Range
Podiatrists	Health Science	Doctoral or professional degree	13	\$47,790-\$209,410
Dentists, All Other Specialists	Health Science	Doctoral or professional degree	6	\$112,330-\$202,530
Advertising and Promotions Managers	Marketing	Bachelor's degree	7	\$72,120-\$201,020
Marketing Managers	Marketing	Bachelor's degree	264	\$76,870-\$197,740
Personal Financial Advisors	Finance	Bachelor's degree	444	\$48,580-\$196,560
Real Estate Brokers	Marketing	High school diploma or equivalent	149	\$36,960-\$193,150
Computer and Information Systems Managers	Business Management and Administration	Bachelor's degree	491	\$86,180-\$191,840
Compensation and Benefits Managers	Business Management and Administration	Bachelor's degree	17	\$75,330-\$187,060

\*The Salary Range gives students an estimate of earnings in entry level through an experienced high level job for each occupation listed. However, it is important to help students understand that many factors can influence what people are paid in their job. These factors can include, but are not limited to, geographic area, educational attainment, and skill-level. This guide features the 10 occupations for each cluster with the most projected annual job openings. However, there is a wide spectrum of job demand even in the top 10.

Wisconsin Department of Public Instruction • Jill K. Underly, PhD, State Superintendent

